

NOVEMBER 8, 2022 GENERAL ELECTION

Robin O'Connor, Lake County Clerk

[RESULTS](#)

MY FAVORITE RACES ★ (0)

[TURNOUT](#)

Official Results

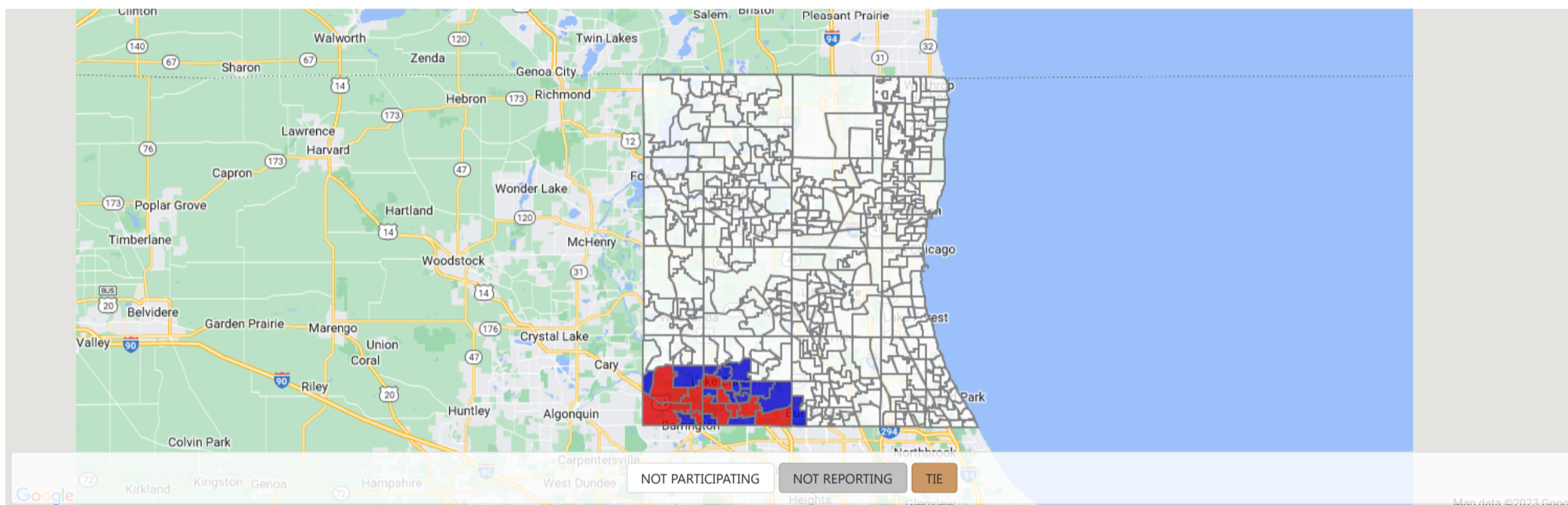
★ REPRESENTATIVE IN CONGRESS FIFTH CONGRESSIONAL DISTRICT

(VOTE FOR: 1)

Last updated

★ (0)

📅 Wednesday, November 30, 2022, 10:12:32 AM (2 months ago)



[Results](#)

[Vote types](#)

Party / Candidate	Votes
REP Tommy Hanson	8,588 48.39%
DEM Mike Quigley	8,951 50.44%
IND Jerico Matias Cruz	208 1.17%
Vote Cast	17,747

CUBA 72

Party / Candidate	Votes
REP Tommy Hanson	274 45.82%
DEM Mike Quigley	312 52.17%
IND Jerico Matias Cruz	12 2.01%
Vote Cast	598

CUBA 73

Party / Candidate	Votes
REP Tommy Hanson	349 54.62%
DEM Mike Quigley	286 44.76%
IND Jerico Matias Cruz	4 0.63%
Vote Cast	639

CUBA 74

Party / Candidate	Votes
REP Tommy Hanson	328
<hr/>	
	48.45%
DEM Mike Quigley	339
<hr/>	
	50.07%
IND Jerico Matias Cruz	10
<hr/>	
	1.48%
	677

CUBA 75

Party / Candidate	Votes
REP Tommy Hanson	319
<hr/>	
	53.98%
DEM Mike Quigley	267
<hr/>	
	45.18%
IND Jerico Matias Cruz	5
<hr/>	
	0.85%
	591

CUBA 76

Party / Candidate	Votes
REP Tommy Hanson	351
<hr/>	
	54.76%
DEM Mike Quigley	285
<hr/>	
	44.46%
IND Jerico Matias Cruz	5
<hr/>	
	0.78%
	641

CUBA 77

Party / Candidate	Votes
REP Tommy Hanson	245
<hr/>	
	38.95%
DEM Mike Quigley	373
<hr/>	
	59.30%
IND Jerico Matias Cruz	11
<hr/>	
	1.75%
	629

CUBA 78

Party / Candidate	Votes
REP Tommy Hanson	388
<hr/>	
	52.43%
DEM Mike Quigley	347
<hr/>	
	46.89%
IND Jerico Matias Cruz	5
<hr/>	
	0.68%
	740

ELA 84

Party / Candidate	Votes
REP Tommy Hanson	243
<hr/>	
	44.18%
DEM Mike Quigley	296
<hr/>	
	53.82%
IND Jerico Matias Cruz	11
<hr/>	
	2.00%
	550

ELA 85

Party / Candidate	Votes
REP Tommy Hanson	343
<hr/>	
	47.51%
DEM Mike Quigley	372
<hr/>	
	51.52%

IND Jerico Matias Cruz	7	0.97%
722		

ELA 86 ▼

Party / Candidate	Votes	Percentage
REP Tommy Hanson	268	45.27%
DEM Mike Quigley	319	53.89%
IND Jerico Matias Cruz	5	0.84%
592		

ELA 91 ▼

Party / Candidate	Votes	Percentage
REP Tommy Hanson	316	51.13%
DEM Mike Quigley	293	47.41%
IND Jerico Matias Cruz	9	1.46%
618		

ELA 92 ▼

Party / Candidate	Votes	Percentage
REP Tommy Hanson	279	40.09%
DEM Mike Quigley	412	59.20%
IND Jerico Matias Cruz	5	0.72%
696		

ELA 93 ▼

Party / Candidate	Votes	Percentage
REP Tommy Hanson	253	52.16%
DEM Mike Quigley	223	45.98%
IND Jerico Matias Cruz	9	1.86%
485		

ELA 94 ▼

Party / Candidate	Votes	Percentage
REP Tommy Hanson	311	50.90%
DEM Mike Quigley	294	48.12%
IND Jerico Matias Cruz	6	0.98%
611		

ELA 95 ▼

Party / Candidate	Votes	Percentage
REP Tommy Hanson	276	47.50%
DEM Mike Quigley	293	50.43%
IND Jerico Matias Cruz	12	2.07%
581		

ELA 96 ▼

Party / Candidate	Votes
REP Tommy Hanson	278
<hr/>	
	42.90%
DEM Mike Quigley	360
<hr/>	
	55.56%
IND Jerico Matias Cruz	10
<hr/>	
	1.54%
	648

ELA 97

Party / Candidate	Votes
REP Tommy Hanson	244
<hr/>	
	39.10%
DEM Mike Quigley	368
<hr/>	
	58.97%
IND Jerico Matias Cruz	12
<hr/>	
	1.92%
	624

ELA 98

Party / Candidate	Votes
REP Tommy Hanson	298
<hr/>	
	41.62%
DEM Mike Quigley	411
<hr/>	
	57.40%
IND Jerico Matias Cruz	7
<hr/>	
	0.98%
	716

ELA 99

Party / Candidate	Votes
REP Tommy Hanson	336
<hr/>	
	47.73%
DEM Mike Quigley	358
<hr/>	
	50.85%
IND Jerico Matias Cruz	10
<hr/>	
	1.42%
	704

ELA 100

Party / Candidate	Votes
REP Tommy Hanson	264
<hr/>	
	47.06%
DEM Mike Quigley	292
<hr/>	
	52.05%
IND Jerico Matias Cruz	5
<hr/>	
	0.89%
	561

ELA 101

Party / Candidate	Votes
REP Tommy Hanson	333
<hr/>	
	49.48%
DEM Mike Quigley	335
<hr/>	
	49.78%
IND Jerico Matias Cruz	5
<hr/>	
	0.74%
	673

ELA 102

Party / Candidate	Votes
REP Tommy Hanson	360
<hr/>	
	55.99%
DEM Mike Quigley	279
<hr/>	
	43.39%

IND Jerico Matias Cruz 4
0.62%

643

ELA 103 ▼

Party / Candidate Votes

REP Tommy Hanson 339
47.28%

DEM Mike Quigley 371
51.74%

IND Jerico Matias Cruz 7
0.98%

717

ELA 104 ▼

Party / Candidate Votes

REP Tommy Hanson 343
50.59%

DEM Mike Quigley 327
48.23%

IND Jerico Matias Cruz 8
1.18%

678

ELA 105 ▼

Party / Candidate Votes

REP Tommy Hanson 379
57.77%

DEM Mike Quigley 272
41.46%

IND Jerico Matias Cruz 5
0.76%

656

ELA 106 ▼

Party / Candidate Votes

REP Tommy Hanson 327
48.02%

DEM Mike Quigley 342
50.22%

IND Jerico Matias Cruz 12
1.76%

681

ELA 107 ▼

Party / Candidate Votes

REP Tommy Hanson 299
52.00%

DEM Mike Quigley 272
47.30%

IND Jerico Matias Cruz 4
0.70%

575

VERNON 282 ▼

Party / Candidate Votes

REP Tommy Hanson 245
48.90%

DEM Mike Quigley 253
50.50%

IND Jerico Matias Cruz 3
0.60%

501

← Previous Contest:
U.S. Senator

Next Contest: →
Representative in Congress Ninth Congressional District

PRECINCTS REPORTING

Donut Pie Bar



PRECINCTS REPORTING 431/431


[SEE PRECINCTS REPORTING →](#)


VOTER TURNOUT


TOTAL	49.77%
Ballots Cast	230,574
Registered Voters	463,324


REPORTS


- Summary CSV
Comma separated file showing total votes received.


- Summary XLS
Precinct level details for election results. Contains votes received by choice in each contest for all participating precincts.


- Detailed XLS without Vote Types
Precinct level details for election results


- Detail XML
Precinct level details for election results. Contains votes received by choice in each contest for all participating precincts.


- Detailed XML without Vote Types
Precinct level details for election results


- Detail TXT
Precinct level details for election results. Contains votes received by choice in each contest for all participating precincts.

