



## Suburban Cook County Election Results November 08, 2022 Gubernatorial General Election

### Voter Turnout

45.12%

Ballots Cast

743,892




Registered Voters

1,648,706

1/26/2023 4:44:02 PM

# ★ U.S. Representative, 5th District - Vote For 1

100% 168 of 168 Precincts Reported

Candidate Name	Votes	%
 Mike Quigley (Democratic)	49,377	56.56%
 Tommy Hanson (Republican)	36,570	41.89%
 Jerico Matias Cruz (Independent)	1,353	1.55%

## Precinct Results

Precinct	Registered Voters	Ballots Cast	Mike Quigley	Tommy Hanson	Jerico Matias Cruz	Total Votes
Palatine 1	854	455	282	156	8	446
Palatine 2	1,303	118	82	34	1	117
Palatine 3	819	499	224	258	6	488
Palatine 6	1,223	686	427	228	16	671
Palatine 8	1,147	643	403	214	13	630
Palatine 9	935	564	287	260	6	553
Palatine 10	1,245	747	362	363	7	732
Palatine 12	971	554	254	282	8	544
Palatine 14	1,011	523	319	188	8	515
Palatine 17	995	560	354	189	10	553
Palatine 18	1,500	760	454	274	18	746
Palatine 23	693	457	206	240	5	451
Palatine 25	1,097	621	355	239	14	608
Palatine 27	1,671	316	195	100	12	307

Palatine 29	1,402	703	414	264	11	689
Palatine 30	841	419	238	154	9	401
Palatine 31	679	485	290	185	3	478
Palatine 34	1,273	739	377	332	15	724
Palatine 35	1,274	784	455	293	14	762
Palatine 37	1,237	638	372	245	16	633
Palatine 38	1,484	932	491	418	11	920
Palatine 40	1,585	886	461	385	14	860
Palatine 42	1,274	716	440	263	8	711
Palatine 43	965	587	329	235	5	569
Palatine 44	1,274	743	306	420	4	730
Palatine 45	763	488	268	209	4	481
Palatine 46	1,181	699	412	262	10	684
Palatine 47	1,215	15	5	9	1	15
Palatine 48	766	527	299	213	5	517
Palatine 49	770	406	181	218	2	401
Palatine 50	1,455	894	479	373	18	870
Palatine 54	1,143	747	466	256	16	738
Palatine 55	1,583	877	479	363	15	857
Palatine 56	1,304	630	377	236	5	618
Palatine 57	1,403	736	475	238	9	722
Palatine 59	1,541	270	147	102	9	258
Palatine 64	1,295	503	276	207	9	492
Palatine 67	859	511	195	304	3	502
Palatine 69	1,083	470	269	186	5	460
Palatine Township Results	45,113	22,908	12,705	9,395	353	22,453

© 2023 - Cook County Clerk's Office